

COST \ VS VALUE 2020

www.costvsvalue.com

remodeling
YOUR TOOLBOX FOR SUCCESS

Project Descriptions

BATHROOM ADDITION—MIDRANGE

Add 6x8-foot bathroom over crawlspace with poured concrete walls. Use cultured-stone vanity top with molded sink; standard chrome faucets; 30x60-inch white fiberglass tub/shower with ceramic tile surround; single-lever temperature and pressure-balanced faucet; white low-profile toilet; general and spot lighting; electrical wiring to code; mirrored medicine cabinet; linen storage closet or cabinet; painted trim; ceramic tile floor.

BATHROOM ADDITION—UPSCALE

Add new 100-square-foot master bath to existing master bedroom over crawlspace. Include 42x42-inch neo-angle shower with ceramic tile walls, accent strip, recessed shower caddy, body-spray fixtures, and frameless glass enclosure. Put in freestanding soaker tub with high-end faucets; stone countertop with two sinks; two mirrored medicine cabinets with lighting; a compartmentalized commode area with one-piece toilet; and a humidistat-controlled exhaust fan. Use larger matching ceramic tiles on the floor, laid on diagonal with ceramic tile base molding. Add general and spot lighting and waterproof shower fixture. Cabinetry has custom drawer base, wall cabinets. Extend HVAC. Electric in-floor heating.

BATH REMODEL—MIDRANGE

Update existing 5x7-foot bathroom. Replace all fixtures to include 30x60-inch porcelain-on-steel tub with 4x4-inch ceramic tile surround; new single-lever temperature and pressure-balanced shower control; standard white toilet; solid-surface vanity counter with integral sink; recessed medicine cabinet with light; ceramic tile floor; vinyl wallpaper.

BATH REMODEL—UPSCALE

Expand existing 35-square-foot bathroom to 100 sf within existing house footprint. Relocate all fixtures. Include 42x42-inch neo-angle shower with ceramic tile walls with accent strip, recessed shower caddy, body-spray fixtures, and frameless glass enclosure. Include freestanding soaker tub with high-end faucets; stone countertop with two sinks; two mirrored medicine cabinets with lighting; a compartmentalized commode area with one-piece toilet; and a humidistat-controlled exhaust fan. Use all color fixtures. Use larger matching ceramic tiles on the floor, laid on diagonal with ceramic tile base molding. Add general and spot lighting including waterproof shower fixture. Cabinetry has custom drawer base, wall cabinets. Extend HVAC. Electric in-floor heating.

UNIVERSAL DESIGN BATH REMODEL

Update existing 5x7-foot space to be wheelchair-accessible (zero-threshold, 36-inch-wide door) and install flat-panel electrical switches at sitting level (36 to 42 inches above floor). Replace toilet with comfort height fixture featuring elongated bowl and bidet-type seat. Remove existing bathtub and install curbless, tiled, walk-in shower with adjustable showerhead, fold-out seat, thermostatic

mixing valve, and bi-directional glass door. Replace flooring with electric radiant heat beneath new luxury vinyl tile flooring. Install adaptive living vanity with easy-grasp handles and adjustable mirror. Install LED lights, infrared ceiling light, night light, and ultra-quiet vent fan with humidity-sensing controls. Install ceramic tiles on walls with two contrasting color stripes. Install nine towel bars that can support 250 pounds and reconfigure storage to be accessible from a seated position.

MINOR KITCHEN REMODEL—MIDRANGE

In functional but dated 200-square-foot kitchen with 30 linear feet of cabinetry and countertops, leave cabinet boxes in place but replace fronts with new shaker-style wood panels and drawer fronts, including new hardware. Replace cooktop/oven range and slide-in refrigerator with new energy-efficient models. Replace laminate countertops; install midpriced sink and faucet. Add new resilient flooring. Finish with painted walls, trim, and ceiling.

MAJOR KITCHEN REMODEL—MIDRANGE

Update outmoded 200-square-foot kitchen with functional layout of 30 linear feet of semi-custom wood cabinets, including 3x5-foot island; laminate countertops; and standard double-tub stainless-steel sink with standard single-lever faucet. Include energy-efficient range, vented range hood, built-in microwave, dishwasher, garbage disposal, and custom lighting. Add new resilient flooring. Finish with painted walls, trim, and ceiling.

MAJOR KITCHEN REMODEL—UPSCALE

Update outmoded 200-square-foot kitchen with 30 linear feet of top-of-the-line custom white cabinets with built-in sliding shelves and other interior accessories. Include stone countertops with imported ceramic- or glass-tile backsplash; built-in refrigerator, commercial-grade cooktop and vent hood, wall oven, and built-in microwave unit. Install high-end undermount sink with designer faucets and water filtration system. Add new general and task lighting, including low-voltage undercabinet lights. Install tile or similar flooring that looks like wood.

MASTER SUITE ADDITION—MIDRANGE

Add 24x16-foot master bedroom suite over crawlspace. Include walk-in closet/dressing area, freestanding soaker tub, separate 3x4-foot ceramic tile shower, and double-bowl vanity with solid-surface countertop. Carpet the bedroom floor; put tile in bath. Paint walls, ceiling, and trim. Install general and spot lighting, exhaust fan.

MASTER SUITE ADDITION—UPSCALE

Add 32x20-foot master bedroom suite over crawlspace. Add spacious sleeping area with lounging/sitting area adjacent to large master bath. Include custom bookcases and built-in storage with millwork details; high-end gas fireplace with stone hearth and custom mantle; and walk-in closet/dressing area with natural light, mirrors, and linen

COST VS VALUE 2020

storage. Add French doors. Bathroom includes walk-in shower with dual-shower system, stone walls and floor, and custom frameless glass enclosure. Add freestanding soaker tub. Include two sinks in separate custom vanities with stone countertops and large mirrors. Create partitioned area for luxury one-piece toilet. Outside the bath, add 5-foot-long hospitality center with bar sink, undercounter refrigerator, custom cabinetry, stone countertop, and microwave. Include soundproofing, in-floor heating, custom wall finishes and hardware, general and spot lighting, and high-end lighting controls.

DECK ADDITION—COMPOSITE

Add 16x20-foot deck using pressure-treated joists supported by 4x4-inch posts anchored to concrete piers. Install composite deck material in a simple linear pattern. Include built-in bench and planter of the same decking material. Include stairs, assuming three steps to grade. Provide a complete railing using a matching system made of the same composite as the decking material.

DECK ADDITION—WOOD

Add 16x20-foot deck using pressure-treated joists supported by 4x4-inch posts anchored to concrete piers. Install pressure-treated deck boards in a simple linear pattern. Include built-in bench and planter of the same decking material. Include stairs, assuming three steps to grade. Provide a complete railing system using pressure-treated wood posts, railings, and balusters.

ENTRY DOOR REPLACEMENT—STEEL

Remove existing 3-0/6-8 entry door and jambs and replace with new 20-gauge steel unit, including a clear, dual-pane half-glass panel, jambs, and aluminum threshold with composite stop. Door is factory finished with same color both sides. Exterior brick-mold and 2.5-inch interior colonial or ranch casings in poplar or equal prefinished to match door color. Replace existing lockset.

GRAND ENTRANCE—FIBERGLASS

Remove existing 3-0/6-8 entry door and cut and reframe opening for a 12-36-12 entrance door with dual sidelights. Move double-gang electrical box with two switches. Fiberglass door blank matches upscale entry, including color, threshold, lockset, and decorative half-glass; sidelights match door. PVC-wrapped exterior trim in color to match existing trim; wider interior colonial or ranch casings (3.5-inch to cover new jack studs) in hardwood stained to match door. All work to be completed in one day.

GARAGE DOOR REPLACEMENT

Remove and dispose of existing 16x7-foot garage door and tracks. Install new four-section garage door on new heavy-duty galvanized steel tracks; reuse existing motorized opener. New door has a lifetime warranty, and is made with high-tensile-strength steel with two coats of factory-applied paint, is foam insulated to minimum R-12, and includes thermal seals between pinch-resistant panels. Windows in top panel are ½-inch insulated glass. Hardware includes galvanized steel hinges and ball-bearing urethane rollers.

MANUFACTURED STONE VENEER

Remove 300-square-foot continuous band of existing vinyl siding from bottom third of street-facing façade. Replace with adhered manufactured stone veneer, including 36 linear feet (LF) of sills, 40 LF of corners, and one address block. Installation includes two separate layers of water-resistive barrier laid over bare sheathing, corrosion-resistant lath and fasteners, and nominal ½-inch-thick mortar scratch coat and setting bed. Outline entry archway; use an 8x10-inch keystone and a soldier course of flats on either side.

SIDING REPLACEMENT—FIBER CEMENT

Replace 1,250 square feet of existing siding with new fiber-cement siding, factory primed and factory painted, and installed to manufacturer's specifications. Include factory trim at all openings and corners.

SIDING REPLACEMENT—VINYL

Replace 1,250 square feet of existing siding with new vinyl siding installed to manufacturer's specifications. Include factory trim at all openings and corners.

WINDOW REPLACEMENT—VINYL

Replace 10 existing 3x5-foot double-hung windows with insulated, low-E, simulated-divided-light vinyl windows with a custom-color exterior finish. Trim exterior to match existing; do not disturb existing interior trim.

WINDOW REPLACEMENT—WOOD

Replace 10 existing 3x5-foot double-hung windows with insulated, low-E, simulated-divided-light wood windows. Interior finish of stained hardwood; exterior finish of custom-color aluminum cladding. Trim exterior to match existing; do not disturb existing interior trim.

ROOFING REPLACEMENT—ASPHALT SHINGLES

Remove and dispose of existing roofing to bare wood sheathing. Install 30 squares of min. 235-lb. fiberglass asphalt shingles (min. 25-year warranty) with new 30-lb. felt (or equivalent synthetic) underlayment, galvanized drip edge, and mill-finish aluminum flashing. Assume a rectangular hip roof; custom flashing at two average-size skylights; and custom cap treatment at vented ridge.

ROOFING REPLACEMENT—METAL

Remove and dispose of existing roofing to bare wood sheathing. Install ice-barrier membrane at roof perimeter, and premium-grade synthetic underlayment over roof. Install 3,000 square feet of prefinished, standing-seam metal roofing with matching pre-formed accessories, including drip edge, gable trim, and vented ridge flashing. Assume a rectangular hip roof; custom flashing at two average-size skylights; custom cap treatment at vented ridge.

Reuse and Licensing of Data

COPYRIGHTED MATERIAL

The Remodeling Cost vs. Value Report contains copyrighted material that is being made available in free downloadable PDF documents as a public service. Any reuse without express permission is prohibited, including but not limited to the following:

1. **RESALE.** The Cost vs. Value Report, whether in whole or part, may not be reproduced and sold in any format, including print, digital, electronic file, fax, or other medium.
2. **PUBLICATION OF DATA.** The Cost vs. Value Report, whether in whole or part, may not be distributed or published in any format, including print, digital, electronic file, fax, or other medium without obtaining express permission.
3. **APPLICATIONS/SOFTWARE.** The Cost vs. Value Report, whether in whole or part, may not be incorporated for use in any kind of computer- or Web-based application, calculator, database, or other automated, electronic, or digital device, instrument, or software except as licensed by Hanley Wood (see Licensing, below).

EXCERPTING COST VS. VALUE REPORT DATA

Excerpts of Cost vs. Value Report data may not take the form of a chart or table that simulates the manner in which the data is displayed at www.costvsvalue.com.

Excerpts of Cost vs. Value Report data may, however, be made as part of a narrative, provided that the sum total of all excerpts from any publisher in all formats does not exceed data from more than five projects.

ACKNOWLEDGING COST VS. VALUE AS DATA SOURCE

When excerpting Cost vs. Value Report data, refer to the “Remodeling 2020 Cost vs. Value Report” and include the URL www.costvsvalue.com, as in the following examples:

- “... according to the Remodeling 2020 Cost vs. Value Report (www.costvsvalue.com) ...”
- “... as compiled in the Remodeling 2020 Cost vs. Value Report (www.costvsvalue.com) ...”

This form of citation should be used in the first instance on every page of a multipage online story that cites the Cost vs. Value Report on multiple pages. Subsequent references on a given page may be foreshortened to “Cost vs. Value Report.”

All excerpts must be accompanied by one or more instances of the following acknowledgements of copyright:

“© 2020 Hanley Wood Media Inc. Complete data from the Remodeling 2020 Cost vs. Value Report can be downloaded free at www.costvsvalue.com.”

LICENSING OF 2020 COST VS. VALUE REPORT DATA

For permission to license data from the 2020 Cost vs. Value Report for use in any kind of computer- or Web-based application, calculator, database, or other automated, electronic, or digital device, instrument, or software, include the following in an email request to costvsvaluepermissions@hanleywood.com

- a description of the application, calculator, or device for which use of the data is being requested. Include the length of time for which the license is sought.
- a detailed description of the material to be licensed (e.g., specific projects, cities, etc.).

COST vs VALUE 2020

The 2020 REMODELING Cost vs. Value Report has been brought to you thanks to the following companies:



A Width for Every Wishlist!

Explore the “Designer Series” of decking to make your outdoor living space a masterpiece. This sophisticated collection features the most natural-looking colors with a subtle wire-brushed, low-gloss finish for a truly authentic wood look.

Unrivaled Decking Technology

- **Extremely low maintenance.** No wood in the core or cap for **superior resistance** to mold and other moisture damage. **Never waste your time or money** on sanding or staining again.
- **Sophisticated and steadfast color** designed to retain its shade and resist stains, proven in third-party weather testing and backed by a **50-Year Fade & Stain Warranty**.
- **Durable, scratch- and dent-resistant** decking than many competitive composites and wood — and backed by our **Lifetime Limited Product Warranty** that is **unrivaled in the industry**.
- **Up to 40% better slip resistance** and stays **up to 30 degrees cooler** than competitors.
- Made of a **majority of recycled content** and no wood in our capped polymer decking makes our product **environmentally friendly and supremely sustainable**.





There's a thriving ecosystem on the inside.



That's why there's ultra-tough James Hardie®
fiber cement siding on the outside.

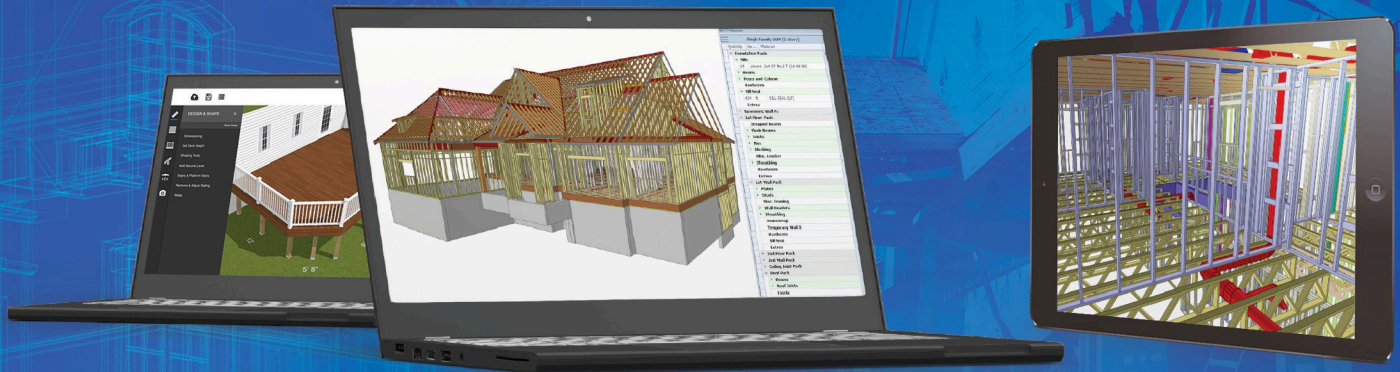
Engineered to withstand
the toughest elements –
wind, rain, snow, even fire.
To help protect everything
you cherish, year after year.

Start your re-side
with confidence at
[jameshardie.com/quote](https://www.jameshardie.com/quote)

 **JamesHardie™**
Made for What Matters

© 2019 James Hardie Building Products Inc. All Rights Reserved.
AD1966 11/19

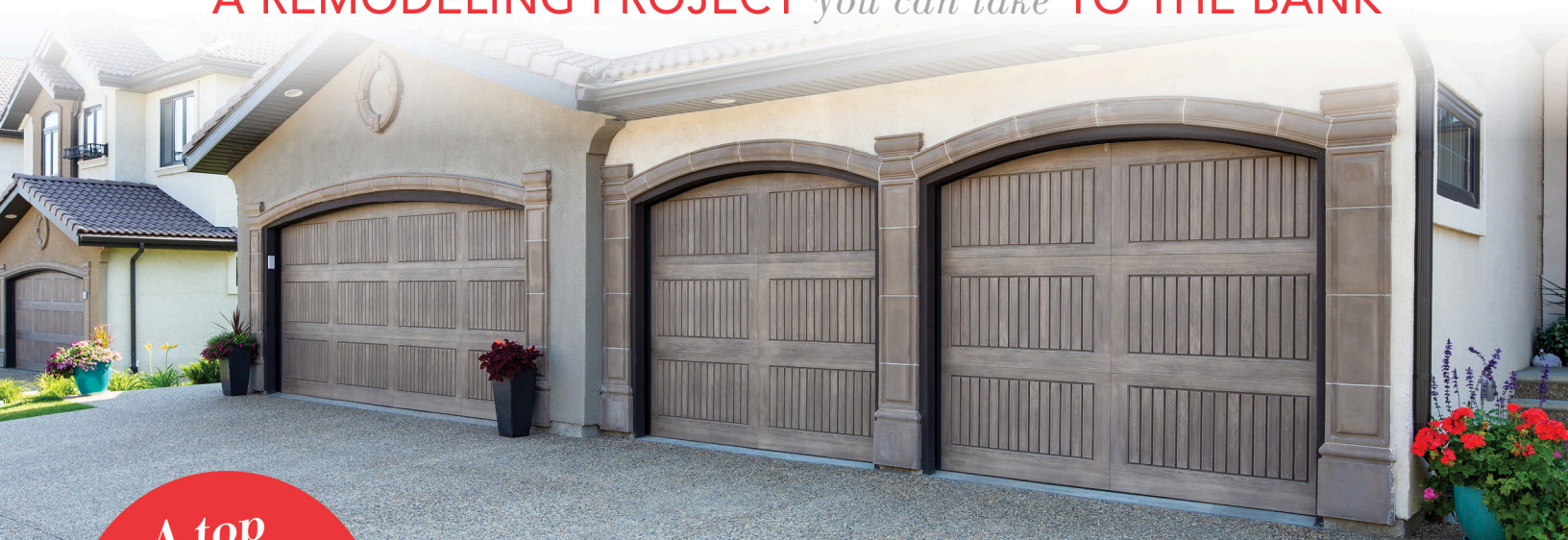
REFRAMING THE WAY WE BUILD HOUSES



MiTek® is changing the way the world thinks about building a home. Our innovative software provides 3D modeling of plans, accurate materials estimates, and improving communication across the building chain. With MiTek® Software, homes will be more attainable, more resilient, healthier and built more efficiently. Ask your building pro if they use MiTek®!

MiTek®

A REMODELING PROJECT *you can take* TO THE BANK



**A top
ranked
project
for return on
investment**

Upgrading a garage door is one of the smartest investments a homeowner can make. In fact, according to the latest Cost vs. Value Report*, replacing a basic garage door with an upgraded one is one of the top ranked renovations in the study. Now, that's a return on investment you can take to the bank.

The Genuine. The Original.



www.overheaddoor.com

*Based on National Association of Realtors members included in Cost vs. Value Study for upscale projects rather than actual sales data. Complete data from the Remodeling 2020 Cost vs. Value report can be downloaded at www.costvsvalue.com.



PROVIA'S LEGACY ENTRY DOORS HAVE 49% MORE STEEL THAN OTHER STEEL DOORS.

On top of that, our exclusive system of mechanical interlocks gives the door exceptional structural strength.

It's hard to tell by just looking at them, but a ProVia's Legacy™ 20-gauge steel doors give you the added strength and durability of 49% more galvanized steel than a standard 24-gauge door from the big box retailers.

The edges and face of a ProVia door are one continuous piece of steel, too. ProVia joins the front and sides with a Tab-and-Slot all-steel edge design to virtually eliminate bowing and warping. [Learn more at provia.com/durable.](http://provia.com/durable)



ProVia's Legacy Steel Doors. **When Performance Matters.**



DOORS | WINDOWS
SIDING | STONE | ROOFING



PROVIA'S MANUFACTURED STONE GETS ITS STRENGTH AND BEAUTY NATURALLY.

We employ the earth's best-quality elements to provide an authenticity and strength unmatched in our industry.

ProVia uses only heavy-duty Portland cement and the highest quality crushed-stone aggregates. Our pigments and rich color palettes are all derived right from the earth.

We're proud to say our manufactured stone is certified by IAPMO, a designation awarded to fewer than 10% of the nation's stone manufacturers.

[Learn more at provia.com/naturally.](http://provia.com/naturally)



ProVia's Manufactured Stone. **When Performance Matters.**



DOORS | WINDOWS
SIDING | STONE | ROOFING




FLUROPON
COIL COATINGS

RAISE YOUR SIGHTS



Elevate your home with a beautiful metal roof. From authentic traditional looks to fabulous contemporary styles, nothing is attracting homeowners like new metal solutions. That means now is the perfect time to learn more about all of the advantages of a metal roof for your home. Discover how a metal roof can provide incredible durability, energy savings and a lifetime of value.

For more information, visit coil.sherwin.com/residential to learn more about residential metal roofing.



BUILDING SOLUTIONS

*Products that last, innovation
and expertise you can trust.*



INSPIRATION

Sierra Pacific Windows, The Instagram Page You Need To Follow Today For All Your Home Remodeling Inspirations!

PROJECT TYPE	SALT LAKE CITY			MOUNTAIN			2020 NATIONAL AVERAGES		
	Job Cost	Resale Value	Cost Recouped	Job Cost	Resale Value	Cost Recouped	Job Cost	Resale Value	Cost Recouped
Bathroom Addition Midrange	\$ 45,700	\$ 18,429	40.3%	\$ 47,055	\$ 24,508	52.1%	\$ 49,598	\$ 26,807	54.0%
Bathroom Addition Upscale	84,711	37,571	44.4%	87,681	47,463	54.1%	91,287	49,961	54.7%
Bath Remodel Midrange	19,797	8,786	44.4%	20,390	12,792	62.7%	21,377	13,688	64.0%
Bath Remodel Upscale	62,868	26,357	41.9%	64,570	37,318	57.8%	67,106	37,995	56.6%
Bath Remodel Universal Design	32,742	14,214	43.4%	33,377	20,265	60.7%	34,643	21,463	62.0%
Minor Kitchen Remodel Midrange	21,913	16,375	74.7%	22,472	17,845	79.4%	23,452	18,206	77.6%
Major Kitchen Remodel Midrange	64,727	28,563	44.1%	66,049	38,407	58.1%	68,490	40,127	58.6%
Major Kitchen Remodel Upscale	128,648	48,125	37.4%	132,112	67,603	51.2%	135,547	72,993	53.9%
Master Suite Addition Midrange	126,134	50,000	39.6%	130,278	74,068	56.9%	136,739	80,029	58.5%
Master Suite Addition Upscale	261,735	100,000	38.2%	269,574	136,914	50.8%	282,062	145,486	51.6%
Deck Addition Composite	18,534	6,643	35.8%	19,164	12,792	66.7%	19,856	13,257	66.8%
Deck Addition Wood	14,419	6,500	45.1%	14,159	9,930	70.1%	14,360	10,355	72.1%
Entry Door Replacement Steel	1,781	1,270	71.3%	1,821	993	54.6%	1,881	1,294	68.8%
Grand Entrance Fiberglass	8,844	3,667	41.5%	9,053	4,380	48.4%	9,254	4,930	53.3%
Garage Door Replacement	3,554	3,860	108.6%	3,626	3,484	96.1%	3,695	3,491	94.5%
Window Replacement Vinyl	16,857	10,357	61.4%	17,188	13,161	76.6%	17,641	12,761	72.3%
Window Replacement Wood	20,651	12,500	60.5%	21,010	14,657	69.8%	21,495	14,804	68.9%
Siding Replacement Fiber-Cement	15,395	13,071	84.9%	16,064	12,620	78.6%	17,008	13,195	77.6%
Siding Replacement Vinyl	13,010	8,571	65.9%	13,562	10,086	74.4%	14,359	10,731	74.7%
Manufactured Stone Veneer	8,799	7,750	88.1%	9,179	9,175	100.0%	9,357	8,943	95.6%
Roofing Replacement Asphalt Shingles	23,340	16,333	70.0%	23,380	14,408	61.6%	24,700	16,287	65.9%
Roofing Replacement Metal	37,813	24,429	64.6%	37,826	23,118	61.1%	40,318	24,682	61.2%